



SOFT BOND - GP-Schleifpads



ART. NR	ANWENDUNG	Körnung	Ø
AT-GP-1500-SB	Schleifpad für harten Beton	1500	75mm
AT-GP-800-SB		800	
AT-GP-400-SB		400	
AT-GP-200-SB		200	
AT-GP-100-SB		100	
AT-GP-50-SB		50	
AT-GP-30-SB		30	

MEDIUM BOND - GP-Schleifpads



ART. NR	ANWENDUNG	Körnung	Ø
AT-GP-1500-MB	Schleifpad für normalen Beton	1500	75mm
AT-GP-800-MB		800	
AT-GP-400-MB		400	
AT-GP-200-MB		200	
AT-GP-100-MB		100	
AT-GP-50-MB		50	
AT-GP-30-MB		30	

HARD BOND - GP-Schleifpads



ART. NR	ANWENDUNG	Körnung	Ø
AT-GP-800-HB	Schleifpad für weichen Beton	800	75mm
AT-GP-400-HB		400	
AT-GP-200-HB		200	
AT-GP-100-HB		100	
AT-GP-50-HB		50	
AT-GP-30-HB		30	



UNIVERSAL - KERAMIK-Schleifpad

ART. NR	ANWENDUNG	Körnung	Ø
AT-PD-CE-200-1	Übergangs-Pad	200	75mm
AT-PD-CE-100-1		100	
AT-PD-CE-50-1		50	
AT-PD-CE-30-2		30	

POLY DOT



ART. NR	ANWENDUNG	Körnung	Ø
AT-PDG-30	Poly Dot für Granit	30	80mm
AT-PDG-50		50	
AT-PDG-100		100	
AT-PDG-200		200	
AT-PDG-400		400	
AT-PDG-600		600	
AT-PDG-800		800	
AT-PDG-1500		1500	
AT-PDG-3000		3000	

POLY DOT




ART. NR	ANWENDUNG	Körnung	Ø
AT-PDM-30	Poly Dot für Marmor	30	80mm
AT-PDM-50		50	
AT-PDM-100		100	
AT-PDM-200		200	
AT-PDM-400		400	
AT-PDM-800		800	
AT-PDM-1800		1800	
AT-PDM-3500		3500	

METALL-PAD



ART. NR	ANWENDUNG	Körnung	Ø
AT-MR-125-30	für Betonbearbeitung	30	125mm
AT-MR-125-50		50	
AT-MR-125-100		100	
AT-MR-125-200		200	

NICKEL-POLIER-PAD




ART. NR	ANWENDUNG	Körnung	Ø
AT-NI-125-60	für Steinbearbeitung	60	125mm
AT-NI-125-120		120	
AT-NI-125-200		200	
AT-NI-125-400		400	

POLIER PAD




ART. NR	ANWENDUNG	Körnung	Ø	
AT-HEX-30	Beton polieren / Randbearbeitung	30	100mm	
AT-HEX-50		50		
AT-HEX-100		100		
AT-HEX-200		200		
AT-HEX-400		400		
AT-125-HEX-30-1		Beton polieren / Randbearbeitung	30	125mm
AT-125-HEX-50-1			50	
AT-125-HEX-100-1			100	
AT-125-HEX-200-1			200	
AT-125-HEX-400-1			400	
AT-180-HEX-30-1		Beton polieren / Randbearbeitung	30	180mm
AT-180-HEX-50-1			50	
AT-180-HEX-100-1			100	
AT-180-HEX-200-1			200	
AT-180-HEX-400-1			400	



POLY DOT - KERAMIK

ART. NR	ANWENDUNG	Körnung	Ø
BS-PD-180-CE-30	Übergangspad	30	180mm
BS-PD-180-CE-50		50	
BS-PD-180-CE-100		100	
BS-PD-180-CE-200		200	



POLY DOT - KERAMIK

ART. NR	ANWENDUNG	Körnung	Ø	
AT-PD-100-CE-30	Übergangspad	30	100mm	
AT-PD-100-CE-50		50		
AT-PD-100-CE-100		100		
AT-PD-100-CE-200		200		
AT-PD-125-CE-30		Übergangspad	30	125mm
AT-PD-125-CE-50			50	
AT-PD-125-CE-100			100	
AT-PD-125-CE-200			200	